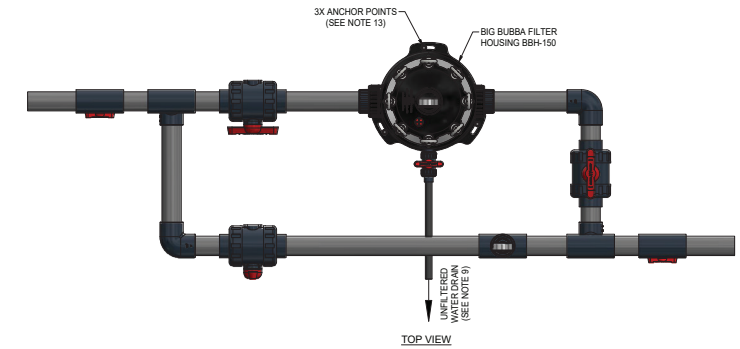


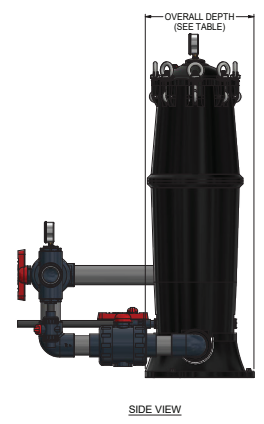
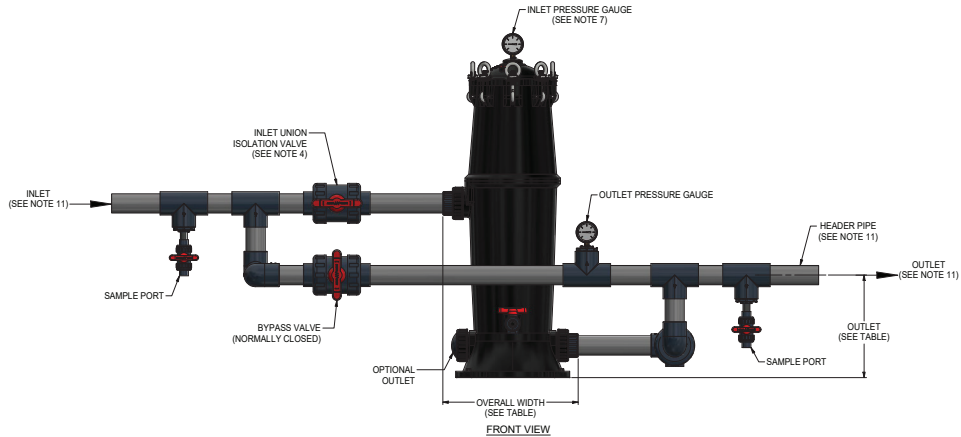
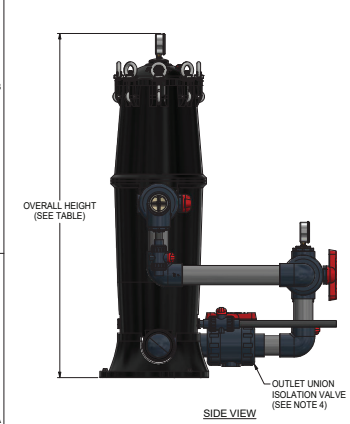
- NOTES:
- ALL DIMENSIONS SHOWN IN TABLE ARE IN INCHES, UNLESS OTHERWISE NOTED & ARE ± 1 INCH (25MM).
 - ALL PLUMBING ITEMS SHOWN IN INSTALLATION DRAWING ARE TO BE PROVIDED BY OTHERS.
 - ALL DIMENSIONS ARE SUBJECT TO CHANGE WITHOUT ANY NOTICE.
 - INSTALL UNIONS FITTINGS ON INLET, OUTLET & DRAIN PLUMBING CONNECTIONS.
 - PROVIDE A 36 INCH MINIMUM CLEARANCE ABOVE FILTER HOUSING LID FOR REPLACING FILTER CARTRIDGE.
 - FOR INSTALLATIONS USING METAL PLUMBING, CONNECT A METAL BONDING STRAP TO INLET & OUTLET METAL PLUMBING TO MAINTAIN ELECTRICAL CONTINUITY.
 - MODEL BBH-150-NP DOES NOT HAVE GAUGE PORT IN LID, TO VIEW INLET PRESSURE, INSTALLER MUST LOCATE AN INLET PRESSURE GAUGE IN INLET PIPING.
 - FLOW RATE INFORMATION IS FOR A CLEAN FILTER ON A CLEAN WATER SUPPLY. SEE PRODUCT SPECIFICATION SHEET FOR ADDITIONAL PRODUCT PERFORMANCE INFORMATION.
 - DO NOT INSTALL DRAIN LINE DIRECTLY TO A DRAIN. FOR PROPER DRAIN CONNECTION FOLLOW ALL NATIONAL, STATE AND LOCAL CODES. CONSTRUCT DRAIN LINE IN A MANNER THAT ALLOWS WATER RETAINED WITHIN FILTER HOUSING TO BE EMPTIED.
 - THE FULL WEIGHT OF THE PIPING AND VALVES MUST BE SUPPORTED BY PIPE HANGERS OR OTHER MEANS.
 - INLET AND OUTLET HEADERS NEED TO BE SIZED ACCORDING TO FLOW RATE REQUIREMENTS BY OTHERS.
 - LIMIT INLET PRESSURE TO NOT EXCEED MAXIMUM PUBLISHED OPERATING PRESSURE.
 - 3/8" ANCHOR BOLTS (BA) FOR CONCRETE ARE SUPPLIED, FOR OTHER FLOOR TYPES, MOUNTING HARDWARE IS INSTALLER SUPPLIED.

SERIES BBH-150 BIG BUBBA CARTRIDGE FILTER HOUSINGS DIMENSION (INCHES) & SPECIFICATIONS															
MODEL NO.	ORDERING CODES (EDP NO.)	INLET	OUTLET	OVERALL HEIGHT (SEE NOTE 5 & 7)	OVERALL DEPTH	OVERALL WIDTH	INLET/OUTLET PIPE SIZE (FEMALE SOCKET WELD PVC)	UNFILTERED WATER DRAIN CONN. SIZE (FNPT)	SERVICE FLOW RATE	REPLACEMENT FILTER CARTRIDGE MODEL NO.	NUMBER OF FILTER CARTRIDGES IN HOUSING	MIN/MAX OPERATING TEMP F°	MAX OPERATING PRESSURE (PSI)	ESTIMATED OPERATING WEIGHT (LBS)	ESTIMATED SHIPPING WEIGHT (LBS)
BBH-150	68100639	21.6	3.9	42.6	13.5	16.75	2.0	0.5	SEE CARTRIDGE TABLE	SEE CARTRIDGE TABLE	1.0	34/125 (125°F @ 80 PSI)	125	98.00	39.00
BBH-150-NP	68100640	21.6	3.9	39.45	13.5	16.75	2.0	0.5	SEE CARTRIDGE TABLE	SEE CARTRIDGE TABLE	1.0	34/125 (125°F @ 80 PSI)	125	97.00	38.00

		GENERAL INSTALLATION, SERIES BIG BUBBA® CARTRIDGE FILTER HOUSINGS	PART NO.: SEE TABLE
DATE: 3/5/2021 BY: [Signature] REV: 1 OF 1	SCALE: NTS	MATERIAL: N/A	EDP NO.: SEE TABLE FILE TYPE: CAD
SUPERSEDES:		OTHER: ESTIMATED WEIGHT: SEE TABLE	SIZE: D REV: 1



CARTRIDGE TABLE				
MODEL NO.	ORDERING CODES (EDP NO.)	MEDIA TYPE	NOMINAL MICRON RATING	PEAK FLOW RATE (GPM) (SEE NOTE 8)
BBC-150-ACP	68100625	CARBON	5	15
BBC-150-D1	68100626	PP	1	100
BBC-150-D5	68100628	PP	5	100
BBC-150-D20	68100627	PP	20	100
BBC-150-D50	68100629	PP	50	100
BBC-150-P1	68100630	PP	1	150
BBC-150-P5	68100632	PP	5	150
BBC-150-P20	68100631	PE	20	150
BBC-150-P50	68100633	PE	50	150
BBC-150-PM150	68100634	MESH	150	150



50 West Stoever Ave. • Myerstown, PA 17067 • 1-800-845-3374 • www.farmerboyag.com

CLIENT PROJECT SIGN-OFF	
JOB NAME:	
JOB LOCATION:	
CONTRACTOR:	
CONTRACTOR APPROVAL:	
CONTRACTOR APPROVAL DATE:	
CONTRACTOR PO NO.:	
ENGINEER:	
ENGINEER APPROVAL:	
ENGINEER APPROVAL DATE:	